

**INCLUDED FEATURES**

- Blades (3) Included**
  - 14° Pitch
  - 56" Sweep
  - Reversible
  - Wood
- Downrods** 6" Downrod with 1" (O.D.)
- Downlight** Replaceable, Integrated (1) 17W Dimmable, 1600 Lumens LED Platform, 80 CRI, 3000K
- Downlight Glass** Crushed Crystal Glass
- Optional Downlight** N/A
- Uplight** N/A
- Uplight Glass** N/A
- Low Ceiling Adaptable** No
- Control** 6-Speed DC Wall Control System

**FAN FEATURES**

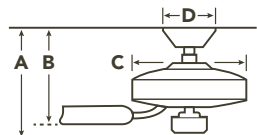
- Mounting Slope – Pitch** 30° or 7/12
- Lead Wire** 78"
- cUL Listed** Indoor
- Hanging Weight** 15.4 lbs.
- Body Material** Steel
- Warranty** Limited Lifetime

**MOTOR FEATURES**

- Motor Size/Type** DC-188mm X 10mm
- Amps** 0.26 on High
- RPM** 166 on High
- Energy Star®** No


**HANGING MEASUREMENTS**

WITH 6" DOWNROD			
Fixture Drop (from ceiling)	Blade Drop (from ceiling)	Housing (width)	Ceiling Canopy (width)
A: 16.50"	B: 10.50"	C: 9.75"	D: 6.25"



AIR PERFORMANCE		
AIRFLOW Cubic Ft. Per Minute on High	POWER USAGE Watts on High (Excludes Lights)	AIRFLOW EFFICIENCY Cubic Ft. Per Minute Per Watt
4879	17	285

**INCLUDED CONTROLS**



**6-SPEED DC WALL CONTROL SYSTEM**

- 6 Forward Speeds, Reverse & Motor Off
- Lights On/Off with Full-Range Dimming
- No More Than Two Fans on One Circuit


**OPTIONAL CONTROLS**



**DC COOLTOUCH™ TRANSMITTER – FULL FUNCTION**  
371075 (Shown)

**COORDINATING LIGHTING**

To see the complete Moonlit Collection visit [elan-lighting.com](http://elan-lighting.com).



**BLADE SPECS**

Blade Finish & Part Number (Side 1)	(Reversible)	Fan Finish
Matte White FB300710 MWH	Silver FB300710 MWH	MWH Matte White
Black FB300710 PN	Silver FB300710 PN	PN Polished Nickel
Black FB300710 PNC	Silver FB300710 PNC	PNC Polished Nickel

